

TI LANGUAGE TRANSLATOR

FRENCH
TRAVELER'S
VOCABULARY

Word/Phrase Guide



TEXAS INSTRUMENTS
INCORPORATED

Printed in U.S.A.

1037242-3

TI LANGUAGE TRANSLATOR

Word/Phrase Guide

The French Language Module you hold in your hand is the "voice" of your Texas Instruments Language Translator. With it, you not only see words translated and displayed, you also hear them pronounced in French. When combined with phrases, the individual words contained in the module vocabulary can help you translate into French over 3,000 statements or questions commonly used by travelers.

The Texas Instruments Language Translator works with the French Language Module to provide you with a unique translating device.



KEY GUIDE

*adapter**earphone**off/on
volume
control*

LANGUAGE TRANSLATOR

TRANSLATE

REPEAT

LINK

PHRASE

LEARN

SIGNAL

SPACE

ERASE

ENTER

TABLE OF CONTENTS

INTRODUCTION	4
BEFORE YOU BEGIN	5
Installing the Module	6
Installing the Batteries	8
Low Battery Indications	9
In Case of Difficulty	10
KEY TOUR	12
TRANSLATOR FUNCTIONS	15
PHRASE FUNCTION	15
PHRASE LINK FUNCTION	16
TRANSLATE FUNCTION	18
LEARN FUNCTION	21
LEARN/MEMORY LINK FUNCTION	23
PHRASE LISTINGS	25
PHRASE I	25
PHRASE II	26
PHRASE III	27

TABLE OF CONTENTS

CATEGORICAL LISTINGS	29
Apparel	30
Beverages	31
Business	32
Communication	33
Descriptors	34
Entertainment	36
Food	37
Hotel	40
Medicine	41
Money	43
Numbers	44
People	45
Purchases	46
Services	48
Time	49
Travel	50
ALPHABETICAL LISTINGS	51
WARRANTY AND SERVICE INFORMATION	64

For easy reference, translator functions are described on pages with black tabs. Phrase listings can be found on pages with gray tabs, and alphabetical and categorical listings are on pages with blue tabs.

INTRODUCTION

The Texas Instruments Language Translator

- actually speaks the words for you, pronouncing them in a dialect that is understood by most French-speaking people. Use the translator as an example for your own pronunciation of words and phrases.
- eliminates much of the guesswork in translating sentences and phrases. Language experts translated the vocabulary with the traveler in mind. They considered the cultural implications of each word and phrase as well as the definition and usage. The vocabulary is a "standard" one, meaning the words are not indigenous to any one French-speaking country, but are understood in most. To assure consistency, masculine forms of the vocabulary words have been used throughout.
- lets you translate either by entering a coded number for an individual word or phrase or by entering each individual letter of a word. Translate words from English, German or Spanish to French, or translate from French to English, German or Spanish. The coded number system makes translating as simple as entering a number, and you don't have to worry about spelling.

BEFORE YOU BEGIN

The traveler's vocabulary contained in the French module has been translated, by native French linguists, into the standard language used in Paris. Because regional differences exist, the vocabulary has been translated to be understood by the greatest number of French-speaking people. The speaker's dialect is Parisian, but easily understood in most French-speaking countries.

BEFORE YOU BEGIN

In addition to this *Word/Phrase Guide*, make sure you have the following items before you begin using your translator.

- *Translator*. Requires four AA ALKALINE batteries (Not included.)
- *Carrying case with strap*. The *Word/Phrase Guide* fits handily into the pocket inside the case.
- *Adapter*. Use the convenient 110-volt AC adapter to conserve battery life when using the translator at home to brush up on a language. In countries where the electrical voltage is different, use a voltage conversion kit. Kits are available at most shops where travelers' aids are sold.

BEFORE YOU BEGIN

- **Earphone.** For convenience, an earphone has been included for use in high-noise environments and for personal, private use in public places.
- **Language Module.** The Language Translator is incomplete without a language module. This *Word/Phrase Guide* accompanies the French module which speaks only French. To provide the largest possible vocabulary, 360 individual words and 78 phrases are spoken and displayed, and 239 individual words are displayed only. The number codes printed in blue indicate spoken words or phrases; those in black indicate non-spoken words.
- **Owner's Information.** The information guide can be found in the Language Translator box and contains service and warranty information for your Language Translator.

Installing the Module

To protect the electronic elements of the translator, it is best to leave a language module in place at all times.

To install the module,

1. Slide the Language Module (labeled side up) into the space on the back of the Language Translator with a down and back motion.

BEFORE YOU BEGIN

Avoid touching the connector located just inside the translator.

2. Push down gently on the module. It should snap into place and fit securely. *Do not force the module into place.*



To remove the module,

1. Gently pry it loose from the translator with a small coin using the "notch" at the bottom for leverage.
2. Lift it up and out.



BEFORE YOU BEGIN

CAUTION

The contents of the Language Module can be damaged by static electricity discharges.

Note: To avoid possible damage to the module caused by static electricity, touch a metal object (a doorknob, desk lamp, etc.) before handling the module. Static electricity build-ups are more likely to occur during the cold winter months (or in areas with very dry climates) when the natural humidity of the air is low. If static electricity is a problem in your locale or if you suspect that it may be problem in any of the locations on your itinerary, you may want to purchase a commercial preparation designed especially to reduce static electricity in clothing and carpets. These preparations are usually available at hardware and office supply stores.

Installing the Batteries


Four AA ALKALINE batteries are recommended and will provide approximately 6 hours of actual use. Because ALKALINE batteries may not always be available, it is wise to take along extras when traveling outside the United States.

To conserve battery power, be sure to turn off the Language Translator when not in use. When storing the translator, prevent possible damage caused by leakage by removing the batteries.

BEFORE YOU BEGIN

To install batteries,

1. Remove the battery compartment door located below the Language Module on the back of the Language Translator. Gently pry the door open with a dime or similar object.




2. Insert the batteries, carefully following the placement instructions on the floor of the battery compartment.


Low Battery Indications

The batteries should be replaced if any of these indications are observed:

1. Erratic or dim display;
2. Indistinct word pronunciation or unusual and unexpected sounds or tones;
3. Unusual or inconsistent operation;
4. No response when the keys are pressed.

BEFORE YOU BEGIN

Once the Language Module and batteries are in place, the translator is ready for operation. The off/on-volume control is located on the right side of the translator next to the adapter and earphone connections as shown in the drawing on this page. When first turned on, the Language Translator display should read "ENGL - FREN." If something other than ENGL - FREN should appear in the display, press the  **TRANSLATE** key. If ENGL - FREN is still not displayed, refer to the instructions in the "In Case of Difficulty" section that follows.

*In Case of Difficulty*

1. Check to make sure a module is in place and the translator is ON.
2. Check the low battery indications.
3. If display is blank and pressing the keys has no effect, remove all batteries and re-install. If operation is not restored, replace the batteries.

BEFORE YOU BEGIN

4. If the batteries are new and properly installed, review the operating instructions to be certain that operating steps have been followed correctly.
5. Check to make sure the module has been properly installed. Do this by removing and then reinserting the module.

If none of the preceding procedures corrects the difficulty, return the Language Translator PREPAID to the applicable SERVICE FACILITY listed on pages 68 and 69.

Be sure to include earphone, adapter and any module believed to be causing the problem when returning the translator.


Please include information on the difficulty experienced with the unit, as well as return address information including name, address, city, state and zip code. The shipment should be carefully packaged and adequately protected against shock and rough handling.

For conditions and terms of in-warranty repairs, refer to the "Warranty and Service Information" section, page 64.

KEY TOUR

To get acquainted with your translator, take a few minutes to review each of its features and key functions. The Key Tour below will provide you with a general description of each key. Subsequent sections of this guide will provide you with a series of examples and discussions of each of the translator's functions. After you have become familiar with the key functions, use the Key Guide, located inside the front cover, to review key locations.



TRANSLATE lets you translate individual words from English, German or Spanish to French. Just press the letter keys to spell any word in the vocabulary that you wish to translate and the  **ENTER** key. The translated word will be displayed. For a more detailed description of this function, turn to page 18.




LEARN allows you to review a list of words from one of 16 categories, such as **HOTEL** or **MEDICINE**. The vocabulary has been categorized to help you find words that naturally relate to one another. The **LEARN** function can also help you practice counting, learn the days of the week, memorize the months of the year or study

KEY TOUR

other lists of words. Turn to page 21 for step-by-step instructions.





LINK has two functions. Use it to construct a sentence using linking phrases and individual words from the vocabulary. The  **LINK** key also enables you to store in memory a list of up to eight (8) words selected from the vocabulary listings. See pages 16 and 23 for more explanation.



PHRASE provides for quick access to translations of commonly used statements, questions and phrases. Page 15 gives step-by-step instructions on how to translate this quick and easy way.



SIGNAL key is pressed to display a small, upside-down triangle (▼) above a letter or space. This triangle represents accent marks and apostrophes. In certain languages, it also indicates additions to letters. The  **SIGNAL** key must be pressed *following* the letter to be accented when spelling a word to be translated. To receive a correct translation, the  **SIGNAL** key must be used when spelling a foreign word with accents. In Spanish, the

KEY TOUR

upside-down triangle represents both the accent mark (`) which indicates stress and the tilde (~) which accompanies the "n" in words such as pañuelo. The upside-down triangle represents the umlaut (¨) in German words such as fräulein. It is not necessary to use the triangle to represent accent marks for French.



REPEAT key allows you to see and hear each word in a phrase after the full translation has been spoken.

1. Hold it down to see and hear the whole translation a second time.
2. Press it repeatedly to see and hear one word of the translation at a time.



ERASE makes it easy to correct an error. Press the key once to erase one letter or one number at a time.



ENTER key must be pressed after the individual word or number to signal the translator to begin translating. Because of the size of the vocabulary to be translated, there may be an occasional delay before your word is translated.



SPACE key indicates a space between words when translating two-part words, like "ice cream."

PHRASE FUNCTION



The Phrase Function lets you translate complete sentences by simply entering a two-digit number. Begin by selecting a code number for a sentence or question from the list in the Phrase 1 section on page 25. When the translator is first turned on, "ENGL-FREN" will appear in the display.

1. Press **PHRASE**. The machine will display "PHRASE," the French word for phrase.
2. Press the number keys for the phrase selected.
3. Press **ENTER**. The translator will display the code number of the selected phrase and pronounce the phrase in French.
4. To have the phrase displayed, press **REPEAT**. Hold the **REPEAT** key down and the translator will sequentially display and speak each word in the phrase. To see individual words, press and release the **REPEAT** key until you have heard and seen displayed all the words in the phrase.
5. After the whole phrase has been spoken, the code number for the phrase will reappear in the display.

Here's an example:

Turn on the translator, press **PHRASE** and **2 0**. Then, press **ENTER**. You will hear the French translation for "What time is it?" To see the French words displayed, press **REPEAT**.

PHRASE LINK FUNCTION



Phrase Link can help expand statements and questions to fit a variety of situations. First, locate a linking phrase, such as "I would like _____", in the Phrase II section on page 26. Note the code number for the phrase; it will be a one- or two-digit number. To complete the phrase, select a word from the alphabetical or categorical listings starting on pages 51 and 29, or select a phrase from the Phrase III section starting on page 27. The code number for the completion word or phrase will have two or three digits.

1. Press **PHRASE**.
2. Press the number keys for the code number of the linking phrase selected.
3. Press **LINK**.
4. Press the number keys for the completion word or words. Two words or phrases, and occasionally more, can be linked to the phrase. Just press **LINK** before each additional entry.
5. Press **ENTER**. The first number you entered will remain in the display while the translator pronounces the complete sentence. You will hear a tone for any completion word that is not part of the translator's spoken vocabulary. Remember, the code numbers for spoken words are printed in blue; those for non-spoken words are printed in black.

PHRASE LINK FUNCTION



6. Press **REPEAT** to see and hear each word in the phrase.

Note: To make the selection of articles (a, an, the) as easy as possible, the numbers for the articles "a/an" and "the" are located in columns to the left of the code numbers for the completion word or phrase. For example, to translate the phrase "I would like a room," simply follow the steps below.

1. Turn the translator on and press **PHRASE**.
2. Press **7** for the linking phrase "I would like _____".
3. Press **LINK**.
4. Press **2 0 9** for the completion word "a."
5. Press **LINK**.
6. Press **4 3 3** for the completion word "room."
7. Press **ENTER**.
8. You will hear the French translation of "I would like a room." To see the translation displayed, hold down the **REPEAT** key or press it repeatedly to see individual words.

Note: When attempting to link adjectives to nouns, remember that all adjectives stored in the Language Translator are in their masculine form.

TRANSLATE FUNCTION



The Translate Function will translate any word in the Language Module vocabulary entered letter by letter. Translate English, German or Spanish to French, or translate French to English, German or Spanish.

1. Press **TRANSLATE**. The display will show the two languages involved in translation. Positioning in the display indicates the language direction. The abbreviation on the left in the display represents the language *from* which you are translating. The abbreviation on the right in the display represents the language *to* which you are translating. The display will show one of six language directions:

<i>Displayed:</i>	<i>Translated:</i>
FRAN-ESPA	From French to Spanish
DEUT-FRAN	From German to French
FRAN-ANGL	From French to English
ESPA-FRAN	From Spanish to French
FRAN-ALLE	From French to German
ENGL-FREN	From English to French

TRANSLATE FUNCTION



For instance, to translate an English word to French, press **TRANSLATE** until ENGL-FREN appears in the display. To find the English translation of a French word, press

TRANSLATE until FRAN-ANGL appears in the display.

2. Press the letter keys of the word to be translated. Be sure to spell the word in the language displayed on the left in the language direction.
3. Press **ENTER**. The translation will appear in the display accompanied by the word's pronunciation or by a tone which means the word is not spoken.

Try this example.

1. Press **TRANSLATE** until ENGL-FREN appears in the display.
2. Press the letter keys to spell "coffee." All letter and number keys are identified in spoken French when the letters or numbers are displayed. This can help you become familiar with the French alphabet and the numbers from zero to nine.
3. Press **ENTER**. The translator will display and pronounce the French translation. Only French words are spoken.

TRANSLATE FUNCTION



The translator will display "???" and give a flat tone when:

1. the word entered is not part of the translator's vocabulary;
2. signal marks are not entered with the Spanish or German words they accompany;
3. the word entered is not spelled in the language shown on the left of the display in the language direction.






Note: Language directions can be changed only by using the Translate Function. While using other key functions, the translator will remain in the last language direction selected. The translator should return automatically to the ENGL-FREN language direction when turned off and then on.

LEARN FUNCTION



Brushing up on translations for the days of the week, practicing counting or learning other lists of words is easy with the Learn Function of the Language Translator. Here are two ways to learn:

Method 1:

1. Select a language direction by pressing  **TRANSLATE** until the desired language direction is displayed. For further instructions on selecting a language direction, see the Translate Function on page 18.
2. Press  **LEARN**. One of 16 category titles will be displayed in the language described first in the language direction. Keep pressing  **LEARN** to progress sequentially through the categories. The translator will give a tone when each category title is fully displayed.
3. When the category you want appears, press  **ENTER**. The first word in the category will be displayed, in the same language as the category title, followed by the translation of the word. All words will be displayed, and some French words will be spoken. Continue pressing  **ENTER** to progress sequentially through the category.

LEARN FUNCTION



4. When you reach the end of the category, the next category title will be displayed. Press

ENTER to continue through the category or press **LEARN** to select another one of 16 categories:

- | | |
|-----------------|-------------|
| ■ Apparel | ■ Medicine |
| ■ Beverages | ■ Money |
| ■ Business | ■ Numbers |
| ■ Communication | ■ People |
| ■ Descriptors | ■ Purchases |
| ■ Entertainment | ■ Services |
| ■ Food | ■ Time |
| ■ Hotel | ■ Travel |

Method II:

1. Select a language direction.
2. Press **LEARN**.
3. Select the code number for any word in the vocabulary. This word will serve as a starting point. Press the number keys of the code number for the starting word.
4. Press **ENTER**. The word will be displayed first in the language described on the left in the language direction and then the word's translation will be displayed. Continue pressing **ENTER**.
5. To select another starting point, simply enter the code number for another word and press **ENTER**.

LEARN/MEMORY LINK FUNCTION

The translator's built-in memory makes it possible to store up to eight (8) words for quick, easy reference when learning the language.

1. Press **TRANSLATE** until you arrive at the desired language direction. To refresh your memory on selecting a language direction, see the Translate Function on page 18.
2. Press **LEARN**. Disregard the category title displayed.
3. Select a word from the vocabulary in the alphabetical or categorical listings starting on pages 51 and 29.
4. Press the number keys for its code number.
5. Press **LINK** after each entry, including the last entry. The display will show the word in the language described on the left when the language direction was displayed.
6. After up to eight (8) words have been stored, press **ENTER** to have them displayed and translated.
7. Press **ENTER** after each word to see it displayed and translated. After the last word you stored has been displayed and translated, press **ENTER** and return to the first word in your list.

LEARN/MEMORY LINK FUNCTION

Review the sequence as often as you wish. When the translator is turned off or the sequence of steps is repeated, the first words you stored will be erased from memory.

Here's how to store the seven days of the week in the translator's memory:

1. Press **[T]** **TRANSLATE** until "ENGL-FREN" is displayed.
2. Press **[L]** **LEARN**.
3. Press **[6]** **[3]** **[5]** for "Sunday."
4. Press **[+]** **LINK**.
5. Press the code numbers for the rest of the days of the week. Remember to press **[+]** **LINK** after each number entered.
6. After pressing **[6]** **[4]** **[1]** for "Saturday," press **[+]** **LINK**, then press **[↑]** **ENTER** to see each of the words displayed first in English and then in French. Continue to press **[↑]** **ENTER**.

PHRASE I

"Openers"

The phrases below can help you say just the right thing, just the right way. Just press **[P]** **PHRASE** and the number keys for one of the number coded phrases below, and **[↑]** **ENTER**. All phrases will be spoken in French only.

- | | |
|-------------------------------------|---------------------------|
| 19 What is this? | |
| 20 What time is it? | |
| 21 I do not want this. | |
| 22 Do you have any messages for me? | |
| 23 Will you keep this in the safe? | |
| 24 I am happy to meet you. | |
| 25 I am hungry. | 31 May I have a receipt? |
| 26 I am lost. | 32 No smoking. |
| 27 I am thirsty. | 33 Pardon me. |
| 28 I am sick. | 34 Do not disturb. |
| 29 I need a doctor. | 35 Please, write it down. |
| 30 I need help. | 36 Please repeat. |
| 37 Thank you. | |
| 38 No, thank you. | |
| 39 This belongs to me. | |
| 40 This does not belong to me. | |
| 41 This is an emergency. | |
| 42 This is incorrect. | |
| 43 What is the rate of exchange? | |
| 44 Where can I exchange my money? | |
| 45 Bill, please. | |
| 46 Can you repair this? | |

PHRASE II

"Fill-Ins"

Add words or phrases to the following sentences to add extra meaning to statements and questions. Be sure to enter phrase code numbers first and code numbers for completion words or phrases second. Just press **PHRASE**, a number code, **LINK**, the number keys for a completion word and **ENTER**.

- 1 Do you have _____?
- 2 How much is _____?
- 3 How much are _____?
- 4 I am departing _____.
- 5 I have lost _____.
- 6 May I present _____?
- 7 I would like _____.
- 8 My name is _____.
- *9 _____ does not work.

- 10 This is too _____.
- 11 Do you speak _____?
- 12 What time is _____?
- 13 Where can I buy _____?
- 14 Please wake me at _____.
- 15 Where is _____?
- 16 I need something for _____.
- 17 How do you say _____?
- 18 How far is _____?
- 47 Please, a ticket to _____.

*48 for _____ people

*Only words from the alphabetical or categorical listings can be combined with these phrases.

PHRASE III

"Finishers"

The words and incomplete phrases listed below can be added to statements by pressing **PHRASE**, the code number for a phrase, **LINK**, the code number for one of the phrases below and **ENTER**.

a/an the

- | | | |
|---------|----|-----------------------|
| | 49 | in the morning |
| | 50 | in the afternoon |
| | 51 | in the evening |
| | 52 | with a double bed |
| | 53 | with one bed |
| | 54 | with two beds |
| 207 218 | 55 | claim ticket |
| 209 219 | 56 | collect call |
| 222 | 57 | contact lenses |
| 209 219 | 58 | credit card |
| 207 218 | 59 | currency exchange |
| 207 218 | 60 | driver's license |
| 209 219 | 61 | fire escape |
| 222 | 62 | first aid |
| 222 | 63 | flash bulbs |
| 222 | 64 | identification papers |
| 209 219 | 65 | mailbox |
| 209 219 | 66 | napkin |
| 207 218 | 67 | police station |
| 209 219 | 68 | rental car |
| 207 223 | 69 | return ticket |
| 209 219 | 70 | sanitary napkin |

PHRASE III

a/an the

207	218	71	stomachache
207	218	72	telephone call
207	218	73	telephone directory
207	218	74	telephone number
209	219	75	toothbrush
209	219	76	towel
209	223	77	travel agency
	222	78	traveler's checks

CATEGORICAL LISTINGS

For easy access to the 594 individual words included in the basic traveler's vocabulary, the words have been divided into 16 categories. To avoid repetition, each word has been listed in only one category. It will be helpful to become familiar with the categories and the types of words in each. Subcategory titles are listed in parentheses for your convenience and ease in locating words.

Because some words in the vocabulary have several different meanings, a word's specific definition is given in brackets ([]) next to the word.

100 APPAREL



Words in this category deal with parts of clothing and pieces of jewelry.

<u>a/an</u>	<u>the</u>		<u>a/an</u>	<u>the</u>	
		(clothing)			
209 219	101	belt	222	121	underwear
209 219	102	blouse			(jewelry)
222	103	boots	222	122	jewelry
207 218	104	brassiere	207 218	123	necklace
207 218	105	coat	209 219	124	ring
209 219	106	dress	209 219	125	wristwatch
207 218	107	hat			
209 219	108	necktie			
218	109	panty hose			
207 218	110	purse			
207 223	111	raincoat			
222	112	sandals			
209 223	113	scarf			
209 219	114	shirt			
222	115	shoes			
209 219	116	skirt			
207 218	117	slacks			
207 218	118	slip			
222	119	socks			
207 218	120	sweater			

126 BEVERAGES



Words describing beverages and other related words are contained in this category.

<u>a/an</u>	<u>the</u>	
209 219	127	beer
209 219	128	bottle
207 223	129	bottle opener
207 218	130	coffee
219	131	cream
209 219	132	cup
209 219	133	drink
207 218	134	glass
219	135	ice
207 218	136	juice
207 223	137	liquor
207 218	138	milk
207 218	139	tea
209 223	140	water
207 218	141	wine

142 BUSINESS



This category contains words that might be associated with businesses and business transactions.

a/an the

208 218	143	accountant
208 218	144	appointment
209 219	145	briefcase
207 218	146	calendar
207 218	147	contract
209 219	148	convention
208 223	149	employee
208 223	150	employer
222	151	expenses
210 223	152	insurance
209 219	153	meeting
208 218	154	office
207 218	155	receipt
209 219	156	secretary
209 219	157	stock market
209 219	158	tax
209 219	159	typewriter

160 COMMUNICATION



Words involved in verbal and non-verbal communication can be found in this category.

a/an the

209 219	161	airmail
207 218	162	letter
210 223	163	mail
207 218	164	operator
		[telephone]
207 218	165	telegram
207 218	166	telephone
		(signs)
	167	danger
	168	entrance
	169	exit
	170	information
	171	poison
	172	private
	173	prohibited
	174	public
	175	warning
		(conversation)
	176	Cancel.
	177	Down.
	178	Goodbye.
	179	Hello.
	180	Help!
	181	important
	182	No.

a/an the

210 223	183	Please.
209 219	184	Pull.
207 218	185	Push.
209 219	186	Stop.
223	187	Up.
218	188	urgent
219	189	Yes.
		(directions)
210 223	190	address
209 219	191	city
207 218	192	country
209 219	193	direction
223	194	east
219	195	left
207 218	196	name
218	197	north
219	198	right
209 219	199	signature
218	200	south
223	201	west
		(languages)
	202	English
	203	French
	204	German
	205	Spanish

206 DESCRIPTORS



Descriptors are words that describe other words. This category includes materials, colors and antonyms. Remember that all adjectives are stored in the vocabulary in their masculine form.

a/an the

207/209 a

208/210 an

213 and

209 219 214 dozen

215 enough

216 much

209 219 217 pair

218/219 the

222/223 the

225 too [in excess]

(materials)

226 cotton

227 gold

228 leather

229 linen

230 silk

231 silver

232 wood

(colors)

233 black

234 blue

a/an the

235 brown

236 color

237 gray

238 green

239 red

240 white

241 yellow

(opposites)

242 bad

243 good

244 clean

245 dirty

246 cold

247 hot

248 correct

249 incorrect

250 dark

251 light

252 dry

253 wet

DESCRIPTORS

a/an the

254 expensive

255 inexpensive

256 far

257 near

258 first

259 last

260 happy

261 sad

262 hard

263 soft

264 heavy

265 lightweight

266 here

267 there

268 large

269 small

270 long

271 short

272 loose

273 tight

274 noisy

275 quiet

276 nothing

277 something

278 quickly

a/an the

279 slowly

280 sour

281 sweet

282 thick

283 thin

284 ENTERTAINMENT



This category contains words relating to entertainment in general and tourist attractions and sightseeing excursions specifically.

<i>a/an</i>	<i>the</i>		<i>a/an</i>	<i>the</i>	
207	218	285	207	218	305
		restaurant			village
207	218	286	207	218	306
		show			vineyard
		[performance]	209	219	307
					waterfall
209	219	287			
		swimming pool			
209	219	288			
		television			
207	218	289			
		theater			
		(tourist attractions)			
209	219	290			
		beach			
207	218	291			
		castle			
209	219	292			
		cathedral			
207	218	293			
		cemetery			
209	223	294			
		church			
222		295			
		gardens			
207	218	296			
		lake			
209	219	297			
		marketplace			
222		298			
		mountains			
207	218	299			
		museum			
207	218	300			
		park			
209	219	301			
		river			
209	219	302			
		sea			
207	218	303			
		stadium			
209	219	304			
		statue			

308 FOOD



This category includes words that identify foods. Subcategories include entrees, desserts, side orders, fruits, condiments, snacks and dining. Dining deals with words that might be used to order food, seek service or give instructions for food preparation in a restaurant.

<i>a/an</i>	<i>the</i>		<i>a/an</i>	<i>the</i>	
		(entrees)	207	218	326
					tuna
218		309	209	219	327
		bacon			turkey
218		310	207	218	328
		beef			veal
207	218	311			(desserts)
		chicken	207	218	329
207	218	312			cake
		crab	207	218	330
207	218	313			dessert
		duck	210	219	331
222		314			ice cream
		eggs	209	219	332
207	218	315			pastry
		fish	209	219	333
207	218	316			pie
		ham			(side orders)
207	223	317			
		lamb	222		334
207	218	318			asparagus
		lobster	222		335
219		319			beans
		meat	207	218	336
222		320			bread
		oysters	207	218	337
218		321			cabbage
		pork	222		338
209	219	322			carrots
		sausage	218		339
222		323			corn
		shrimp	222		340
207	218	324			green peas
		steak	209	219	341
207	218	325			lettuce
		stew			

FOOD

a/an thea/an the

- 222 **342** mushrooms (condiments)
 222 **343** onions 207 218 **367** butter
 209 219 **344** potato 207 223 **368** garlic
 207 218 **345** rice 207 218 **369** honey
 222 **346** rolls 209 219 **370** jelly
 209 219 **347** salad 209 219 **371** mayonnaise
 209 219 **348** soup 209 219 **372** mustard
 222 **349** spinach 210 223 **373** oil
 207 218 **350** toast 207 218 **374** pepper
 209 219 **351** tomato 207 223 **375** salad dressing
 222 **352** vegetables 207 218 **376** salt
 222 **353** waffles 207 218 **377** sugar
 (fruit) 207 218 **378** syrup
 222 **354** apples 207 218 **379** vinegar
 209 219 **355** banana (snacks)
 222 **356** cherries 222 **380** appetizers
 222 **357** fruit 207 218 **381** candy
 207 218 **358** grapefruit 218 **382** cheese
 222 **359** grapes 207 218 **383** hamburger
 207 218 **360** lemon 222 **384** nuts
 207 218 **361** lime (dining)
 209 223 **362** orange 208 218 **385** ashtray
 222 **363** peaches **386** baked
 222 **364** pears 209 223 **387** bill
 207 223 **365** pineapple **388** boiled
 222 **366** strawberries 207 218 **389** breakfast

FOOD

a/an the

- 207 218 **390** chair
 207 218 **391** dinner
 209 219 **392** fork
 393 fried
 207 218 **394** knife
 207 218 **395** lunch
 396 order [to order]
 209 223 **397** plate
 398 salty
 209 219 **399** saucer
 207 218 **400** silverware
 401 spicy
 209 219 **402** spoon
 207 218 **403** table
 207 218 **404** waiter
 209 219 **405** waitress
 209 219 **406** wine list

407 HOTEL



The HOTEL category contains words most often associated with hotels—hotel service and accommodations.

<i>a/an</i>	<i>the</i>		<i>a/an</i>	<i>the</i>	
208	223	408 adapter	207	223	430 registration
207	218	409 bed	209	219	431 reservation
	222	410 beds		222	432 restroom
207	218	411 bellboy	209	219	433 room
209	219	412 blanket		222	434 rooms
207	218	413 closet	207	218	435 safe
207	218	414 clothes hanger		222	436 sheets
209	219	415 confirmation	209	219	437 shower
209	219	416 desk	207	223	438 stairs
209	219	417 dining room	209	219	439 view
208	223	418 elevator			
207	218	419 fan [electric]			
207	218	420 faucet			
207	218	421 heating [system]			
209	219	422 key			
209	219	423 lamp			
207	218	424 light switch			
209	219	425 lock			
209	219	426 maid			
207	223	427 pillow			
209	219	428 plug [electric]			
		429 register [to register]			

440 MEDICINE



This category contains health-related words to help in communicating with doctors and nurses when seeking medical advice or assistance.

<i>a/an</i>	<i>the</i>		<i>a/an</i>	<i>the</i>	
					(medical aid)
			209	219	460 lip
			209	219	461 mouth
			209	219	462 neck
			207	218	463 nose
			209	223	464 shoulder
			209	219	465 skin
			209	219	466 throat
			207	223	467 toe
			209	219	468 tongue
					(body parts)
			207	218	441 bandage
			207	218	442 dentist
			207	218	443 doctor
			210	223	444 emergency
				222	445 glasses
			207	223	446 hospital
			209	223	447 nurse
			208	223	448 optician
					(body parts)
			210	219	449 ankle
			208	218	450 arm
			209	219	451 chest
			208	223	452 eye
				222	453 eyes
			207	218	454 finger
			207	218	455 foot
			209	219	456 hand
			209	219	457 head
			207	218	458 knee
			209	219	459 leg
					(symptoms)
			207	218	469 backache
			209	223	470 blister
			209	219	471 burn
			209	219	472 constipation
			209	219	473 cough
			209	219	474 cramp
			209	219	475 diarrhea
			208	218	476 earache
			209	219	477 fever
			207	218	478 headache

MEDICINE

a/an the

- 210 219 **479** indigestion
210 219 **480** infection
209 219 **481** nausea
209 219 **482** pain
209 219 **483** sinus
207 218 **484** sunburn
207 218 **485** toothache

486 MONEY



This category contains words related to money and the exchange of money.

a/an the

- 209 219 **487** bank
209 219 **488** change
209 219 **489** coin
207 218 **490** money order
207 218 **491** tip

© 2010 Joerg Woerner
Datamath Calculator Museum

492 NUMBERS

1 2 3

Use the numbers category to learn to count from one to 1,000.

a/an the

493 zero
494 one
495 two
496 three
497 four
498 five
499 six
500 seven
501 eight
502 nine
503 ten
504 eleven
505 twelve
506 thirteen
507 fourteen
508 fifteen
509 sixteen
510 seventeen
511 eighteen
512 nineteen
513 twenty
514 thirty
515 forty

a/an the

516 fifty
517 sixty
518 seventy
519 eighty
520 ninety
521 hundred
522 thousand
207 218 523 number

524 PEOPLE



These words describe relatives and people whose professions may not necessarily be service oriented. Service-oriented professions are listed in the SERVICES category.

a/an the

207 218 525 baby
207 218 526 brother
207 218 527 cashier
222 528 children
209 219 529 daughter
209 219 530 family
207 218 531 father
207 223 532 friend
222 533 gentlemen
207 218 534 grandfather
209 219 535 grandmother
222 536 ladies
537 Mr.
538 Mrs.
539 Miss
207 218 540 manager
209 219 541 mother
222 542 parents
207 218 543 salesman
209 219 544 sister
207 218 545 son

a/an the

207 223 546 student

547 PURCHASES



The words in this category describe toiletries (consumable items), sundries (small non-consumable items) and items related to shopping in general (locations and larger more durable items).

<u>a/an</u>	<u>the</u>		<u>a/an</u>	<u>the</u>
		(toiletries)		
207 218	548	deodorant	209 219	565 film
207 218	549	lipstick	209 219	566 hair brush
209 219	550	lotion	207 218	567 handkerchief
207 218	551	make-up	209 219	568 magazine
209 219	552	powder	222	569 matches
207 218	553	shampoo	209 219	570 nail file
209 219	554	shaving cream	209 223	571 needle
			207 218	572 newspaper
207 218	555	soap	207 218	573 pen
209 219	556	toothpaste	207 218	574 pencil
		(sundries)	209 219	575 photograph
208 218	557	alarm clock	209 219	576 pipe
222	558	batteries	222	577 postcards
222	559	cards	207 218	578 razor
		[playing]	222	579 scissors
207 218	560	cigar	222	580 shoe laces
222	561	cigarettes	222	581 stamps
207 218	562	comb	218	582 stationery
222	563	diapers	209 219	583 string
222	564	envelopes	207 218	584 tape
			207 218	585 thread

PURCHASES



<u>a/an</u>	<u>the</u>	
218	586	tobacco
		(shopping)
222	587	antiques
207 218	588	book
209 219	589	bookstore
207 223	590	camera
209 219	591	candy store
207 218	592	department store
222	593	flowers
207 218	594	gift
207 218	596	package
222	597	souvenirs
222	598	toys
208 218	599	umbrella
207 218	600	wallet

601 SERVICES



The words in this category describe both service locations and people who might have service-oriented jobs.

a/an the

209 219	602	babysitter
209 219	603	bakery
207 218	604	barber
207 218	605	beauty salon
209 219	606	dry cleaner
210 223	607	embassy
207 218	608	florist
207 218	609	laundromat
207 223	610	lawyer
209 219	611	library
209 219	612	pharmacy
209 219	613	police
207 218	614	post office
209 219	615	service station
209 223	616	university

617 TIME



Learn the times of the day, months of the year, days of the week and the seasons in this category.

a/an the

209 219	618	date
207 218	619	day
	620	early
210 223	621	hour
	622	late
	623	midnight
209 219	624	minute
207 218	625	month
207 218	626	noon
	627	now
209 219	628	season
	629	today
	630	tomorrow
	631	tonight
209 219	632	week
209 223	633	year
	634	yesterday
		(days/months)
207 218	635	Sunday
207 218	636	Monday
207 218	637	Tuesday
207 218	638	Wednesday

a/an the

207 218	639	Thursday
207 218	640	Friday
207 218	641	Saturday
	642	January
	643	February
	644	March
	645	April
	646	May
	647	June
	648	July
	649	August
	650	September
	651	October
	652	November
	653	December
		(seasons)
207 218	654	spring
207 223	655	summer
208 223	656	autumn
207 223	657	winter
209 219	658	holiday
218	659	New Year's

660 TRAVEL



Travel words deal with traveling in general and specific words that pertain to air, land and sea travel.

<i>a/an</i>	<i>the</i>		<i>a/an</i>	<i>the</i>
208 223	661	accident	210 219	682 automobile
210 223	662	arrival gate	209 219	683 bicycle
222	663	baggage	207 223	684 bus
219	664	customs	207 223	685 bus stop
207 218	665	departure	207 218	686 driver
207 218	666	downtown	209 223	687 gasoline
209 219	667	first class	207 218	688 guide
207 223	668	one-way ticket	209 219	689 map
207 218	669	passport	207 218	690 mileage
209 219	670	seat	207 218	691 porter
209 219	671	second class	209 219	692 street
222	672	stops	207 218	693 subway
222	673	suitcases	207 218	694 token
207 218	674	ticket	207 218	695 tour
207 218	675	ticket window	207 218	696 train
207 223	676	timetable		(sea)
		(air)	207 218	697 dock
208 223	677	airplane	210 223	698 island
208 223	678	airport	207 218	699 ship
207 218	679	flight		
209 223	680	flight attendant		
207 218	681	gate		

ALPHABETICAL LISTINGS

The Language Translator vocabulary has been alphabetized for your convenience and ease in locating words. All category titles are capitalized. Words which may have several different meanings are followed by single-word explanations in brackets. The numbers in italics preceding the entries are code numbers for the articles "a/an" and "the." All code numbers for spoken words are printed in blue; non-spoken word code numbers are printed in black.

<i>a/an</i>	<i>the</i>		<i>a/an</i>	<i>the</i>
A			222	587 antiques
	207/209	a	222	100 APPAREL
	208/210	an	222	380 appetizers
208 223	661	accident	222	354 apples
208 218	143	accountant	208 218	144 appointment
208 223	408	adapter		645 April
		[electrical]	208 218	450 arm
210 223	190	address	210 223	662 arrival gate
	161	airmail	208 218	385 ashtray
208 223	677	airplane	222	334 asparagus
208 223	678	airport		649 August
208 218	557	alarm	210 219	682 automobile
		clock	208 223	656 autumn
	213	and		
210 219	449	ankle		

ALPHABETICAL LISTINGS

a/an the

B

207 218 525	baby	209 219 683	bicycle
209 219 602	babysitter	209 223 387	bill
207 218 469	backache		[restaurant]
218 309	bacon	233	black
242	bad	209 219 412	blanket
222 663	baggage	209 223 470	blister
	[place]	209 219 102	blouse
386	baked	234	blue
209 219 603	bakery	388	boiled
209 219 355	banana	207 218 588	book
207 218 441	bandage	209 219 589	bookstore
209 219 487	bank	222 103	boots
207 218 604	barber	209 219 128	bottle
222 558	batteries	207 223 129	bottle opener
209 219 290	beach	207 218 104	brassiere
222 335	beans	207 218 336	bread
207 218 605	beauty	207 218 389	breakfast
	salon	209 219 145	briefcase
207 218 409	bed	207 218 526	brother
222 410	beds	235	brown
218 310	beef	209 219 471	burn
209 219 127	beer	207 223 684	bus
207 218 411	bellboy	207 223 685	bus stop
209 219 101	belt	222 142	BUSINESS
222 126	BEVERAGES	207 218 367	butter

ALPHABETICAL LISTINGS

a/an the

C

207 218 337	cabbage	209 219 191	city
207 218 329	cake	244	clean
207 218 146	calendar	207 218 413	closet
207 223 590	camera	207 218 414	clothes hanger
176	Cancel.	207 218 105	coat
207 218 381	candy	207 218 130	coffee
209 219 591	candy	209 219 489	coin
	store	246	cold
222 559	cards	209 219 236	color
222 338	[playing]	207 218 562	comb
207 218 527	carrots	209 219 160	COMMUNICA-
207 218 291	cashier	209 219 415	TION
209 219 292	castle	209 219 472	confirmation
207 218 293	cathedral	207 218 147	constipation
209 219 390	cemetery	209 219 148	contract
209 219 488	chair	218 339	convention
	change	248	corn
	[money]	226	correct
207 218 382	cheese	209 219 473	cotton
222 356	cherries	207 218 192	cough
209 219 451	chest	207 218 312	country
207 218 311	chicken	209 219 474	crab
222 528	children	219 131	cramp
209 223 294	church	209 219 132	cream
207 218 560	cigar	209 219 664	cup
222 561	cigarettes		customs

ALPHABETICAL LISTINGS

<i>a/an</i>	<i>the</i>		<i>a/an</i>	<i>the</i>	
D			207 218	666	downtown
	167	danger	209 219	214	dozen
	250	dark	209 219	106	dress
209 219	618	date	209 219	133	drink
209 219	529	daughter	207 218	686	driver
207 218	619	day		252	dry
	653	December	209 219	606	dry cleaner
207 218	442	dentist	207 218	313	duck
207 218	548	deodorant	E		
207 218	592	department store	208 218	476	earache
				620	early
207 218	665	departure	223	194	east
222	206	DESCRIPTORS	222	314	eggs
209 219	416	desk [hotel]		501	eight
207 218	330	dessert		511	eighteen
222	563	diapers		519	eighty
209 219	475	diarrhea	208 223	418	elevator
209 219	417	dining room		504	eleven
		[hotel]	210 223	607	embassy
207 218	391	dinner	210 223	444	emergency
209 219	193	direction	208 223	149	employee
	245	dirty	208 223	150	employer
207 218	697	dock		202	English
207 218	443	doctor		215	enough
	177	Down.	218	284	ENTERTAINMENT

ALPHABETICAL LISTINGS

<i>a/an</i>	<i>the</i>		<i>a/an</i>	<i>the</i>	
			207 218	679	flight
222	564	envelopes	209 223	680	flight attendant
	169	exit			
222	151	expenses	207 218	608	florist
	254	expensive	222	593	flowers
208 223	452	eye	209 219	308	FOOD
222	453	eyes	207 218	455	foot
			209 219	392	fork
F				515	forty
209 219	530	family		497	four
207 218	419	fan		507	fourteen
		[electric]	207 218	203	French
	256	far		640	Friday
207 218	531	father		393	fried
207 218	420	faucet	207 223	532	friend
	643	February	222	357	fruit
209 219	477	fever	G		
	508	fifteen	222	295	gardens
	516	fifty	207 223	368	garlic
209 219	565	film	209 223	687	gasoline
		[camera]	207 218	681	gate [airport]
207 218	454	finger	222	533	gentlemen
	258	first		204	German
209 219	667	first class	207 218	594	gift
207 218	315	fish	207 218	134	glass
	498	five			

ALPHABETICAL LISTINGS

<i>a/an</i>	<i>the</i>		<i>a/an</i>	<i>the</i>	
	222	445	glasses [eye]	180	Help!
	227		gold	266	here
	243		good	209 219	658 holiday
	178		Goodbye.	207 218	369 honey
207 218	534		grandfather	207 223	446 hospital
209 219	535		grandmother		247 hot
207 218	358		grapefruit	207 223	407 HOTEL
222	359		grapes	210 223	621 hour
	237		gray	207	521 hundred
	238		green		
222	340		green peas	I	
207 218	688		guide	219	135 ice
				210 219	331 ice cream
H					181 important
209 219	566		hair brush		249 incorrect
207 218	316		ham	210 219	479 indigestion
207 218	383		hamburger		255 inexpensive
209 219	456		hand	210 219	480 infection
207 218	567		handkerchief		170 information
	260		happy	210 223	152 insurance
	262		hard	210 223	698 island
207 218	107		hat	J	
209 219	457		head		642 January
207 218	478		headache	209 219	370 jelly
207 218	421		heating	222	122 jewelry
			[system]	207 218	136 juice
	264		heavy		648 July
	179		Hello.		647 June

ALPHABETICAL LISTINGS

<i>a/an</i>	<i>the</i>		<i>a/an</i>	<i>the</i>	
K			209 219	460	lip
209 219	422		207 218	549	lipstick
207 218	458		207 223	137	liquor
207 218	394		207 218	318	lobster
			209 219	425	lock
L				270	long
222	536			272	loose
207 218	296		209 219	550	lotion
207 223	317		207 218	395	lunch
209 219	423		M		
	268			537	Mr.
	259			538	Mrs.
	622			539	Miss
207 218	609		209 219	568	magazine
207 223	610		209 219	426	maid
	228		207 218	163	mail
219	195		207 218	551	make-up
209 219	459				[cosmetics]
207 218	360		207 218	540	manager
209 219	162		209 219	689	map
209 219	341			644	March
209 219	611		209 219	297	marketplace
	251		222	569	matches
207 218	424			646	May
	265		209 219	371	mayonnaise
207 218	361		219	319	meat
	229				

ALPHABETICAL LISTINGS

<i>a/an</i>	<i>the</i>		<i>a/an</i>	<i>the</i>	
219	440	MEDICINE	207	218	572
209	219	meeting	218	659	New Year's
	623	midnight		502	nine
207	218	mileage		512	nineteen
207	218	milk		520	ninety
209	219	minute		182	No.
207	218	Monday		274	noisy
219	486	MONEY	207	218	noon
207	218	money order	218	197	north
207	218	month	207	218	nose
209	219	mother		276	nothing
222	298	mountains		652	November
209	219	mouth		627	now
	216	much	207	218	number
207	218	museum	222	492	NUMBERS
222	342	mushrooms	209	219	nurse
209	219	mustard	222	384	nuts
N			O		
209	219	570		651	October
207	218	196	208	218	154
209	219	481	210	223	373
	257	near		494	one
209	219	462	207	223	668
207	218	123		222	343
209	219	108	210	223	164
209	223	571			
		needle			[telephone]

ALPHABETICAL LISTINGS

<i>a/an</i>	<i>the</i>		<i>a/an</i>	<i>the</i>	
208	223	448	optician	209	219
210	223	362	orange [fruit]	209	223
		396	order		183
			[to order]	209	219
222	320		oysters		428
P					171
207	218	596	package	209	219
209	219	482	pain	218	321
209	219	217	pair	207	218
	218	109	panty hose	222	577
222	542		parents	209	219
207	218	300	park [noun]	209	219
207	218	669	passport		552
209	219	332	pastry		172
222	363		peaches		173
222	364		pears		174
207	218	573	pen	222	184
207	218	574	pencil	222	547
222	524		PEOPLE	207	218
207	218	374	pepper		110
209	219	612	pharmacy		185
209	219	575	photograph		
209	219	333	pie	Q	
207	223	427	pillow		278
207	223	365	pineapple		275
R					
207	223	111	raincoat		
207	218	578	razor		
207	218	155	receipt		

ALPHABETICAL LISTINGS

<i>a/an</i>	<i>the</i>		<i>a/an</i>	<i>the</i>		
		239	red	209 219	322	sausage
		429	register	209 223	113	scarf
			[to register]	222	579	scissors
207 223	430	registration	209 219	302	sea	
209 219	431	reservation	209 219	628	season	
207 218	285	restaurant	209 219	670	seat	
222	432	restroom	209 219	156	secretary	
207 218	345	rice	209 219	671	second class	
219	198	right		650	September	
209 219	124	ring [noun]	209 219	615	service station	
209 219	301	river	222	601	SERVICES	
222	346	rolls [food]		500	seven	
209 219	433	room		510	seventeen	
222	434	rooms		518	seventy	
S			207 218	553	shampoo	
	261	sad	209 219	554	shaving cream	
207 218	435	safe [noun]	222	436	sheets	
209 219	347	salad	207 218	699	ship	
207 223	375	salad	209 219	114	shirt	
		dressing	222	580	shoe laces	
207 218	543	salesman	222	115	shoes	
207 218	376	salt		271	short	
	398	salty	209 223	464	shoulder	
222	112	sandals	207 218	286	show	
207 218	641	Saturday			[performance]	
209 219	399	saucer	209 219	437	shower	
			222	323	shrimp	

ALPHABETICAL LISTINGS

<i>a/an</i>	<i>the</i>		<i>a/an</i>	<i>the</i>	
209 219	199	signature	209 219	402	spoon
	230	silk	207 218	654	spring
	231	silver	207 218	303	stadium
207 218	400	silverware	207 223	438	stairs
209 219	483	sinus	222	581	stamps
209 219	544	sister	218	582	stationery
	499	six	209 219	304	statue
	509	sixteen	207 218	324	steak
	517	sixty	207 218	325	stew
209 219	465	skin	209 219	157	stock market
209 219	116	skirt		186	Stop.
207 218	117	slacks	222	672	stops
207 218	118	slip [half]	222	366	strawberries
	279	slowly	209 219	692	street
	269	small	209 219	583	string
207 218	555	soap	207 223	546	student
222	119	socks	207 218	693	subway
	263	soft	207 218	377	sugar
	277	something	222	673	suitcases
207 218	545	son	207 223	655	summer
209 219	348	soup	207 218	484	sunburn
	280	sour	207 218	635	Sunday
218	200	south	207 218	120	sweater
222	597	souvenirs		281	sweet
	205	Spanish	209 219	287	swimming
	401	spicy			pool
222	349	spinach	207 218	378	syrup

ALPHABETICAL LISTINGS

<i>a/an the</i>		<i>a/an the</i>	
T			
209 219 403	table	207 218 617	tight
207 218 584	tape	207 223 676	timetable
209 219 158	tax	207 218 491	tip
207 218 139	tea	207 218 350	toast
207 218 165	telegram	218 586	tobacco
207 218 166	telephone	629	today
209 219 288	television	207 223 467	toe
503	ten	207 218 694	token
218	the	209 219 351	tomato
219	the	630	tomorrow
222	the	209 219 468	tongue
223	the	631	tonight
207 218 289	theater	225	too [in excess]
267	there	207 218 485	toothache
282	thick	209 219 556	toothpaste
283	thin	207 218 695	tour
506	thirteen	222 598	toys
514	thirty	207 218 696	train
207 522	thousand	222 660	TRAVEL
207 218 585	thread	207 218 637	Tuesday
496	three	207 218 326	tuna
209 219 466	throat	209 219 327	turkey
207 218 639	Thursday	505	twelve
207 218 674	ticket	513	twenty
207 218 675	ticket	495	two
	window	209 219 159	typewriter

ALPHABETICAL LISTINGS

<i>a/an the</i>		<i>a/an the</i>	
U			
208 218 599	umbrella	207 218 141	white
222 121	underwear	209 219 406	wine
209 223 616	university	207 223 657	wine list
187	Up.	232	winter
188	urgent	209 219 125	wood
			wristwatch
V			
207 218 328	veal	209 223 633	year
222 352	vegetables	241	yellow
209 219 439	view	189	Yes.
207 218 305	village	634	yesterday
207 218 379	vinegar		
207 218 306	vineyard	Z	
W			
222 353	waffles	493	zero
207 218 404	waiter		
209 219 405	waitress		
207 218 600	wallet		
175	warning		
209 219 307	waterfall		
209 223 140	water		
207 218 638	Wednesday		
209 219 632	week		
223 201	west		
253	wet		

EXCHANGE CENTERS

If your Texas Instruments Language Translator and/or Module requires service, instead of returning the unit to your dealer or to a service facility for repair, you may elect to exchange the translator for a factory-reconditioned translator of the SAME MODEL (or equivalent model specified by TI) at one of the exchange centers which have been established across the United States. No charge will be made for the exchange with proof of purchase during the first 90 days. The exchanged unit will be in warranty for the remainder of the original warranty period or for 6 months, whichever is longer. **A HANDLING FEE WILL BE CHARGED FOR EXCHANGE AFTER 90 DAYS FROM THE DATE OF PURCHASE.** Out-of-warranty exchanges will be charged at the rates in effect at the time of the exchange. Write or call the Consumer Relations Department for further details and the location of the nearest exchange center. Refer to page 68 for additional information.

WARRANTY & SERVICE INFORMATION

ONE-YEAR LIMITED WARRANTY FOR LANGUAGE TRANSLATOR AND/OR LANGUAGE MODULE

THIS TEXAS INSTRUMENTS LANGUAGE TRANSLATOR WARRANTY EXTENDS ONLY TO THE ORIGINAL CONSUMER PURCHASER OF THE TRANSLATOR OR MODULE.

WARRANTY DURATION: This Texas Instruments Language Translator and/or Language Module is warranted to the original consumer purchaser for a period of one (1) year from the original purchase date.

WARRANTY COVERAGE: This Texas Instruments Language Translator is warranted against defective materials and construction. This warranty covers the electronic and case components of the translator or software module. These components include all semiconductor chips and devices, plastics, boards, wiring and all other hardware contained in this translator or module ("the Hardware"). This limited warranty does not extend to the programs contained in the software module and in the accompanying book materials ("the Programs"). **THIS WARRANTY IS**

WARRANTY & SERVICE INFORMATION

VOID IF THE TRANSLATOR OR MODULE HAS BEEN DAMAGED BY ACCIDENT OR UNREASONABLE USE, NEGLIGENCE, IMPROPER SERVICE OR OTHER CAUSES NOT ARISING OUT OF DEFECTS IN MATERIALS OR CONSTRUCTION.

WARRANTY PERFORMANCE: During the above one (1) year warranty period your defective translator or hardware will either be repaired or replaced with a reconditioned model of an equivalent quality (at TI's option) when the translator or hardware is returned, postage prepaid, to a Texas Instruments Service Facility listed on page 68. In the event of replacement with a reconditioned model, the replacement unit will continue the warranty of the original unit or six (6) months, whichever is longer. Other than the postage requirement, no charge will be made for such repair, adjustment and/or replacement. TI strongly recommends that you insure the translator and Hardware for value prior to mailing.

WARRANTY DISCLAIMERS: ANY IMPLIED WARRANTIES ARISING OUT OF THIS SALE, INCLUDING BUT NOT LIMITED TO THE IMPLIED WARRANTIES OF MERCHANTABILITY AND FITNESS FOR A PARTICULAR PURPOSE, ARE LIMITED IN DURATION TO THE ABOVE ONE (1) YEAR PERIOD. TEXAS INSTRUMENTS SHALL NOT BE LIABLE FOR LOSS OF USE OF THE

WARRANTY & SERVICE INFORMATION

PRODUCT OR OTHER INCIDENTAL OR CONSEQUENTIAL COSTS, EXPENSES OR DAMAGES INCURRED BY THE CONSUMER OR ANY OTHER USER.

Some states do not allow the exclusion or limitation of implied warranties or consequential damages, so the above limitations or exclusions may not apply to you.

LEGAL REMEDIES: This warranty gives you specific legal rights and you may also have other rights that vary from state to state.

WARRANTY & SERVICE INFORMATION

If You Need Service Information

If you need service information about the Language Translator, write the Consumer Relations Department at:

Texas Instruments Incorporated
P.O. Box 53
Lubbock, TX 79408

or call Consumer Relations at 800-858-1802 (toll-free within all contiguous United States, except Texas) or 800-692-1353 (toll-free within Texas). If outside contiguous United States call 806-747-3841. (We regret that we cannot accept collect calls at this number.)

Texas Instruments Consumer Service Facilities

Texas Instruments Service Facility
P.O. Box 2500
Lubbock, Texas 79408

*Geophysical Services Incorporated
41 Shelly Road
Richmond Hill, Ontario, Canada L40C5G4
(416) 884-9181

*Canadian residents only

WARRANTY & SERVICE INFORMATION

Consumers in California and Oregon may contact the following Texas Instruments offices for additional assistance or information:

Texas Instruments Consumer Service
831 South Douglas Street
El Segundo, California 90245
(213) 973-1803

Texas Instruments Consumer Service
10700 Southwest Beaverton Highway
Park Plaza West
Beaverton, Oregon 97005
(503) 643-6758

Note: The P.O. Box Number listed for the Lubbock Service Facility is for United States parcel post shipments only. If you desire to use another carrier, the street address is:

Texas Instruments Incorporated
2305 North University Drive
Lubbock, TX 79415