

TEXAS INSTRUMENTS

Speak & Spell™

CARTRIDGE



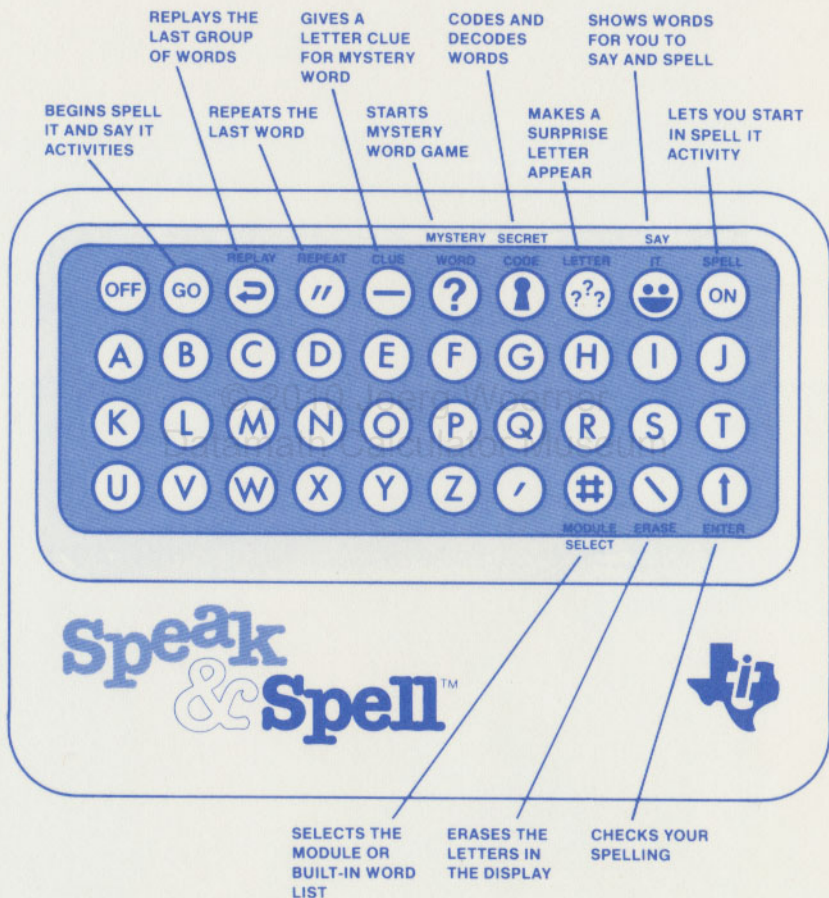
SUPER STUMPERS™

GRADES 4 - 6

Blast those Super Stumpers and jump high over the hurdles of irregular spellings, silent letters, and double consonants.

This cartridge expands the built-in vocabulary of the Speak & Spell unit by 125 words.

THE KEYS TO SPEAK & SPELL FUN



**Speak
& Spell™**




Developed by the staff of the Texas Instruments Learning Center.

Copyright © 1980 by Texas Instruments Incorporated

STOP THE SUPER STUMPERS™!

I can make spelling fun. Sometimes spelling a word correctly is not easy. Sometimes a word does not follow spelling rules. I call these words SUPER STUMPERS™.

My SUPER STUMPERS word module will help you learn about words that may be hard for you to spell. We'll have fun playing my games and learning how to stop the SUPER STUMPERS. Let's get started!



"Tut, Tut," said the pharaoh. "Can you discover the secret of the -ly ending and recover my treasure?"

ABSOLUTELY KINGLY

You will need two people and a crayon or a felt-tipped pen.

Select a pyramid and take turns adding -ly to the words in your list. When it is your turn, decode the first word in the list and add -ly to it. Write the new word in the blank. Check your answer by decoding the word in the answer list.

If you spell the word right, color in the first link in the path to the pharaoh's tomb. If you misspell the word, you lose your chance to color in the link.


The first person to reach the tomb wins.


Word list 1 - Cheops

1. DYXBA _____
2. BIFDM _____
3. OBFCB _____
4. MBOOXEUB _____
5. OBFU _____
6. LNLFU _____
7. NMLQXC _____
8. YFQQH _____
9. URKXSZ _____
10. OFQXC _____

1. DYXBAUH
2. BIFDMUH
3. OBFCXUH
4. MBOOXEUH
5. OBFVUH
6. LNFLVUH
7. NMLQXCXH
8. YFQQXUH
9. URKXSZUH
10. OFQXCXH

Answer list 1:






Word list 2 – Tut

1. BFNH _____
2. AXSFU _____
3. BPLFU _____
4. NLCCBS _____
5. TRSMY _____
6. NMOXDM _____
7. QOREFEUB _____
8. QORTQM _____
9. EOXBA _____
10. ZURRTH _____

- Answer list 2:
1. BFNXUH
 2. AXSFUHH
 3. BPLFUHH
 4. NLCCBSUH
 5. TRSMYUH
 6. NMOXDMUH
 7. QOREFEUH
 8. QORTQMHH
 9. EOXBAUH
 10. ZURRTHXUH



WHAT'S MY FAVORITE FOOD?

Word List:

autumn listen
cousin million
double puzzles
envelope salmon
holiday thumb

 <p>The fall season is also called</p> <p>_____</p> <p style="text-align: center;">4</p>	 <p>You mail a letter in an</p> <p>_____</p> <p style="text-align: center;">5</p>	<p>Twice as much is</p> <p>_____</p> <p style="text-align: center;">6</p> <p>(Rhymes with trouble)</p>
 <p>999,999 + 1</p> <p>999,999 + 1 is a</p> <p>_____</p> <p style="text-align: center;">3</p>	 <p>_____</p> <p style="text-align: center;">2 10 8</p>	 <p>The child of your aunt and uncle is your</p> <p>_____</p> <p style="text-align: center;">7</p>
 <p>A special day for celebrating such as Fourth of July is a</p> <p>_____</p> <p style="text-align: center;">2</p>	 <p>_____</p> <p style="text-align: center;">5 3 7 9 1 6 4</p>	 <p>To hear something you must!</p> <p>_____</p> <p style="text-align: center;">8</p>
 <p>This is a</p> <p>_____</p> <p style="text-align: center;">1</p>	 <p>A pink fish that is good to eat is a</p> <p>_____</p> <p style="text-align: center;">10</p>	 <p>Crossword</p> <p>_____</p> <p style="text-align: center;">9</p> <p>are fun!</p>



Here's how to solve the riddle.

Begin at the arrow. Fill in the missing word in each block. (Use the word list if you need help.) The silent letter in each word will appear over the numbered space.

When you have filled in all the words, put each silent letter into code. Press **ON** , **SECRET CODE**,

and the letter key for the silent letter. Then press **ENTER**. I'll change the silent letter into code. Put each coded letter into its numbered space in the circle. Press my **ERASE** key before you do the next letter.

When you have finished, the answer to the riddle will appear!

SPELL FOR THE GOAL!



10

20

30

40

50

40

30

20

10



You'll need two players, a pencil, a marker for the football, and paper.

Set a playing time and decide who goes first. Put the football marker on the 50 yard line. Each player selects a goal. When it's your turn, press my **ON** and **MODULE SELECT** keys. Choose a level, press that key, and **GO**. Spell the words I say.


Move the football 10 yards towards your goal for each correct spelling. Continue spelling until you fumble or score.

A misspelled word is a fumble. The other player "recovers" and spells the "fumbled" word. When that player spells the word correctly he moves the football the other way.

You score when you spell enough words to reach your goal. After you score, put the football on the 50 yard line and the other player starts his turn.

Add 6 points for each score. The player with the most points when time is up wins.

BREEZE THROUGH THE STUMPERS!



You will need two or more people and a marker for each player. Decide who goes first and put your marker on **START**.

When it is your turn, press my **?** LETTER key. If I give you a consonant, move

your marker one cloud. If I give you a vowel, move your marker two clouds.

Each time you land on a new cloud, do what it says. If you don't get the right answer, skip your next turn.

START

Remember, play this game with words in the Super Stumpers module. Pressing my **#** MODULE SELECT key gives you words from the new list. Pressing **#**

MODULE SELECT again tells me to go back to my built-in word list. Take turns until one player reaches the landing strip and wins.

3. Use the **i** SECRET CODE to find one word. Make the word plural (more than one) by adding s, es, or changing y to i + es.
qbssh efef
qrmfmr qxdvub

4. Press **?** LETTER eight times. Make a word using as many letters as you can.

VIII

2. Name two contractions.

2

1. Name a word with a silent letter.



5. Say a word with double consonants in the middle.

PP

6. Press **ON**, **C**, **GO**. Spell the words I give you. Score 7 or better.



7. Say a word that ends with y. Say the vowel sound the y spells.



8. Name a word that ends with al, el, or le.

al, el or le.

9. Press **ON**, **?**. Play one game of Mystery Word.

?

10. Use the **i** SECRET CODE to find one word. Add ing to the word. Don't forget to drop the silent e.

ofdb joxmb
jyxnmub nfulmb

11. Press **ON**, **D**, **GO**. Say the words before I say them.

12. Name a word that has gh in it.

gh

13. Use the **i** SECRET CODE to find one word. Add ed to the end of the word. Don't forget to double the last consonant.
rtxm nmbq
corq nmrq

14. Fill in the blank with a possessive. (Use your name.)
This is _____'s game.



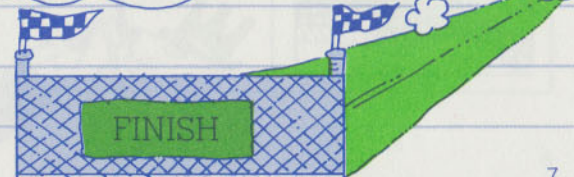
15. Say a word with a long a vowel sound spelled ay or eigh.

ā

16. Say a word with a long e vowel sound spelled ie, ei, or ea.

ē

Hint:
To take a word out of code, press **ON**, **i** SECRET CODE, and the letter keys of the coded word. Then press **i** ENTER. I'll change the letters to a word.



The Central Journal News is almost ready to be printed, but the titles aren't finished. Will you write the final titles?

Each title has some missing letters that make the **j** sound. This sound can be spelled **el**, **le**, or **al**. Finish each word in the titles with the correct spelling.

When you finish, use the answer list to check your work. Press **ON** , **i** **SECRET CODE**, and my letter keys to spell the coded word. Then press **i** **ENTER**. I'll change the code to the correct spelling.

If you spelled all the titles correctly, you're the new editor of the Central Journal News!

**WRITE
THE FINAL
TITLE!**

Answer List:

zbsbofu	sxdvub	tindub
srkbu	orhfu	dftbu
mfdvub	qlggub	sbbcub
yrnqxmfa	dxodub	trcbu


Central Journal News

Gener _____ Trimble
writes nov _____ !

TACK _____ SENT
HOME FROM
HOSPIT _____



MUSC _____
MAN
TUMBLES!



Cam _____ goes
through
eye of
NEED _____ !

ROY _____ DOG
SOLVES
PUZZ _____ !



Mod _____
Bull
poses for
new square
nick _____ .
The
circ _____
is out!

PINPOINT THE STUMPERS!

This is a game to play with friends. You'll need a pencil and paper to keep score.

Press **ON** and **#** MODULE SELECT. Choose a level, press **GO**. I'll ask each player to spell 10 words.

When you spell a word correctly, decide why it is a STUMPER. You score the points shown. If your word has more than one STUMPER, you score points for each one.

If you misspell a word or cannot name the STUMPER, you score no points.

Add each player's score on 10 words. The player with the most points wins.

WORD ENDINGS:
CHANGE Y TO I

25

pretty prettier

PLURALS
(MORE THAN ONE)

20

parents speeches

WORD
ENDINGS:
D OR ED

20

divided joined

DOUBLE THE
FINAL
CONSONANT

15

stop stopped

APOSTROPHE
WORDS

10

can't Mary's

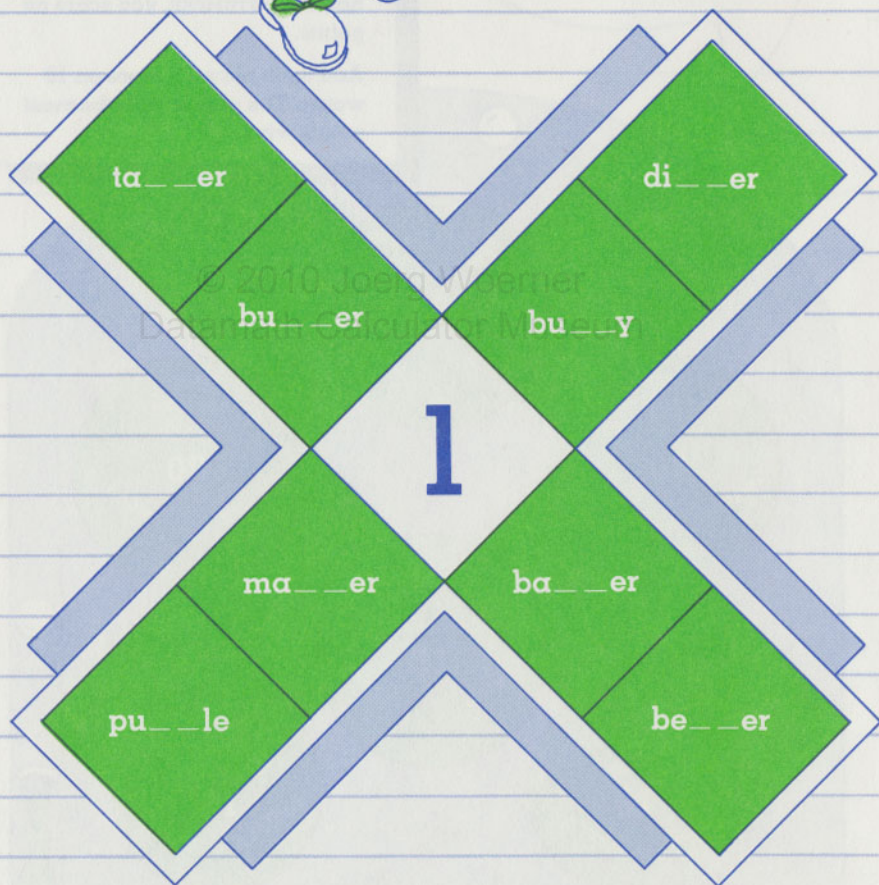
DOUBLE
CONSONANTS

10

balloon sudden




**DOUBLE
CROSS!**



You'll need two people and lots of markers (like pennies or buttons). Select a board and choose who goes first. Press my **ON** key. Press my **?** LETTER key until I give you a consonant. (Remember that a consonant is any letter that is not one of the vowels. The vowels are A, E, I, O, and U.)

Use the consonant as a double letter to make a word in one of the boxes on your board. If you can use the word in a sentence, cover the square with a marker. If not, you lose the chance to cover a square. (You may not be able to make a word each time.)

The first player to cover all the squares on his playing board is the winner.



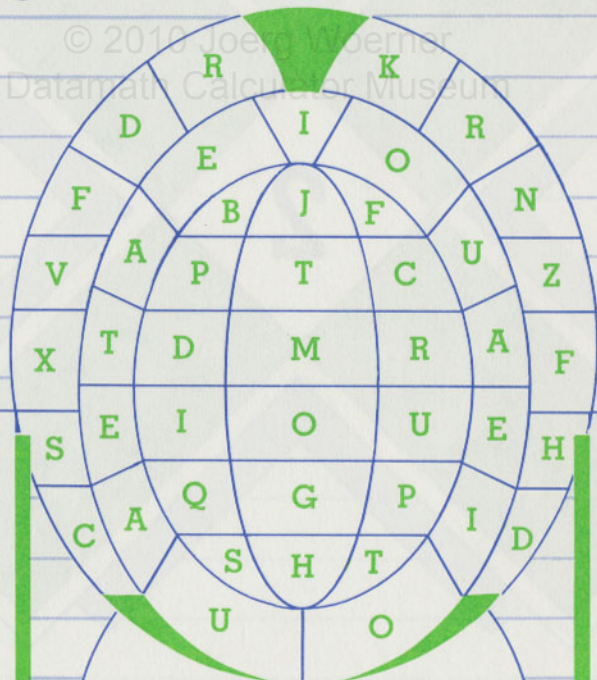
WHAT IS THE MYSTERY SOUND?

There is a mystery sound that sometimes turns words into **SUPER STUMPERS**. The sound is in all the words in the word list. But it can be spelled with any vowel.

Help me find the mystery sound. Fill in the missing vowel in each of the words in the word list. (Use the answer list if you need help. Press **ON** , **I** SECRET CODE, and my

letter keys to spell the coded word. Then press **I** ENTER. I'll show you the correct spelling.)

After you fill in the missing vowel, color it in the crystal ball. When you have spelled all the words and colored all the vowels, the symbol for the mystery sound will appear.



Word List:
gramm_r
en_my
terr_ble
inn_cent
nat_ral
rel_tive
tel_gram
med_cine
diam_nd
s_rprise
mag_zine
env_lope
jan_tor
maj_r
ind_stry

Answer List:
zoiftfo
bsbth
mbooxeub
xssrdbsm
sfnlofu
obufmxkb
mbubzof
tbcxdxsb
cxfrsc
nlogoxnb
tziqxs
bskburqb
wisxmro
tfwro
xsclnmoh

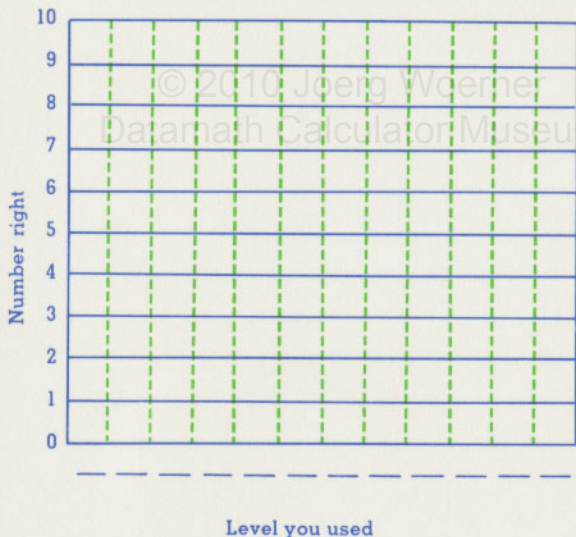
e is a symbol of "schwa." The schwa is the "uh" sound and can be spelled with any of the vowels.

LET'S CHART YOUR PROGRESS!

Here's a special page to help you keep track of your spelling scores.

When you finish spelling ten words, write the level you used (A, B, C, or D) on the line at the bottom of the graph. Then find the number of words you spelled correctly on the left side of the graph. Follow the dotted line to color a bar from the bottom of the graph to the number you got right.

This bar graph will help you see how well you are doing.



© 2010 Joerg Woerner
Datamath Calculator Museum

Texas Instruments invented the integrated circuit,
the microprocessor, and the microcomputer.
Being first is our tradition.

